

Geometric Frustration is Strong in Model Fragile Glassformers

Patrick C. Royall, Alex Malins, Andrew J. Dunleavy
and Rhiannon Pinney

We consider three popular model glassformers, the Kob-Andersen and Wahnström binary Lennard-Jones models and weakly polydisperse hard spheres. Although these systems exhibit a range of fragilities, all feature a rather similar behaviour in their local structure approaching dynamic arrest. We use the dynamic topological cluster classification to extract a locally favoured structure which is particular to each system. These structures form percolating networks, however in all cases there is a strong decoupling between structural and dynamic lengthscales. We suggest that the lack of growth of the structural lengthscale may be related to strong geometric frustration.

18.1 Introduction

Among the challenges of the glass transition is how solidity emerges with little apparent change in structure [5]. However, using computer simulation and with the advent of particle-resolved studies in colloid experiments [38], it has become possible to construct and use higher-order correlation functions [37, 56, 77, 83] which can identify local geometric motifs in supercooled liquids, long-since thought to suppress crystallisation in glassforming systems [34].

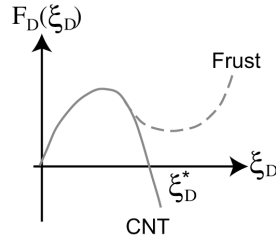


Figure 18.1: **Schematic of geometric frustration limiting the growth of domains of locally favoured structures.** Solid line is conventional CNT with the first two terms in Eq. 18.1 which would occur in the non-frustrated case. Dashed line denotes the effect of the third term, leading to a preferred lengthscale for the LFD domain ξ_D^* .

Such measurements have correlated the occurrence of geometric motifs and slow dynamics in a number of glassformers in both particle-resolved experiments on colloids [49, 70, 86] and simulation [24, 39, 67, 68, 85]. Identification of these motifs has led to the tantalising prospect of finding a structural mechanism for dynamic arrest. It has been demonstrated that at sufficient supercooling, there should be a coincidence in structural and dynamic lengths, associated with regions undergoing relaxation for fragile glassformers [61]. Thus recent years have seen a consideration effort devoted to identifying dynamic and structural lengthscales in a range of glassformers. The jury remains out concerning the coincidence of structural and dynamic lengthscales, with some investigations finding agreement between dynamic and structural lengthscales in experiment [51] and simulation [41, 42, 62, 63, 72, 75, 82, 91], while others find that while the dynamic lengthscale increases quite strongly, structural correlation lengths grow weakly if at all [12–14, 22, 36, 47, 54, 55]. Other interpretations include decomposing the system into geometric motifs and considering the motif system. One such effective system exhibits no glass transition at finite temperature [25].

Here we consider the approach of geometric frustration [84]. Geometric frustration posits that upon cooling, a liquid will exhibit an increasing number of locally favoured structures (LFS), which minimise the local free energy. In some unfrustrated curved space, these LFS tessellate, and there is a second order phase transition to an LFS-phase. In Euclidean space, frustration limits the growth of the LFS domains. As detailed in section 18.2, the free energy associated with the growth of these LFS domains may be related to an addition term to classical nucleation theory (CNT), as illustrated schematically in Fig. 18.1.

Now in 2d monodisperse hard discs, the locally favoured structure (hexagonal order) is commensurate with the crystal, the transition is weakly first order to a hexatic phase which is itself continuous with the 2d crystal [4, 26]. Thus in 2d one must curve space to introduce geometric frustration. This has been carried out by Sausset *et al.* [74], curving in hyperbolic space, where the degree

of curvature can be continuously varied. Weakly curved systems have a strong tendency to hexagonal ordering, which was controllably frustrated by the curvature. However, the upper bound on all correlation lengths was dictated by the curvature in this system. Thus frustration prevents the growth of any LFS domains beyond the lengthscale set by the curvature [72, 73] and no divergent structural correlation lengths as envisaged by Montanari and Semmerjian [61] could be found.

In 3d, 600 perfect (strain-free) tetrahedra formed from 120 particles can be embedded on the surface of a four-dimensional sphere [15, 16]. Each particle in this 4d Platonic solid or “polytope” is at the centre of a 12-particle icosahedrally coordinated shell, and indeed simulations indicate a continuous transition in this system [64, 65, 78]. However, a 120 particle system is clearly inappropriate to any investigation of increasing lengthscales.

Here we provide a different perspective on geometric frustration. We carry out simulations on a number of well-known glassformers of varying degrees of fragility: slightly polydisperse hard spheres, and the Kob-Andersen [44] and Wahnström binary Lennard-Jones mixtures [87]. In each system we identify a system-specific locally favoured structure [56], which becomes more prevalent as the glass transition is approached. We measure the dynamic correlation length ξ_4 and identify a related structural correlation length ξ_{LFS} [54, 55]. We show that the dynamic correlation length grows much more than the structural correlation length associated with the LFS in each system. Although the LFS cannot fill 3d space, they instead form system spanning networks. We conclude that the growth of LFS in all these cases is strongly frustrated. Given the system specific nature of the LFS, we speculate that an LFS-phase might not in principle require curved space and we suggest that geometric frustration might be considered not as a function of curvature but as composition.

This paper is organised as follows. In section 18.2 we briefly consider some pertinent aspects of geometric frustration theory, followed by a description of our simulations in section 18.3. The results consist of a connection between the fragility of the systems studied placed in the context of some molecular glassformers in section 18.4.1. In section 18.4.2 we detail how the locally favoured structures are identified and discuss the increase in LFS upon supercooling in section 18.4.3. In section 18.4.4 we show structural and dynamic correlation lengths, before discussing our findings in section 18.5 and concluding in section 18.6.

18.2 Geometric Frustration

For a review of geometric frustration, the reader is directed to Tarjus *et al.* [84]. The effects of frustration upon a growing domain of locally favoured structures may be considered as defects, which typically interact in a Coulombic fashion. Under the assumption that frustration is *weak*, this argument leads to scaling relations for the growth of domains of LFS, whose (linear) size we denote as

ξ_D . Weak frustration requires that its effects only become apparent on length-scales larger than the constituent particle size such that $\sigma \ll \xi_D$. Geometric frustration imagines an avoided critical point, at T_x^c , which corresponds to the phase transition to an LFS state in the unfrustrated system. At temperatures below this point, growth of domains of the LFS in the frustrated system may follow a classical nucleation theory (CNT) like behaviour, with an additional term to account for the frustration. In $d = 3$ the free energy of formation of a domain size ξ_D of locally favoured structures thus reads

$$F_D(\xi_D, T) = \gamma(T)\xi_D^\theta - \delta\mu(T)\xi_D^3 + s_{\text{frust}}(T)\xi_D^5 \quad (18.1)$$

where the first two terms express the tendency of growing locally preferred order and they represent, respectively, the energy cost of having an interface between two phases and a bulk free-energy gain inside the domain. Equation 18.1 is shown schematically in Fig. 18.1. The value of θ may be related to Adam-Gibbs theory [1] or Random First Order Theory (RFOT) [52]. Without the third term long-range order sets in at $T = T_x^c$, in the unfrustrated system. Geometric frustration is encoded in the third term which represents the strain free energy resulting from the frustration. This last term is responsible for the fact that the transition is avoided and vanishes in the limit of non-zero frustration [84]. While actually evaluating the coefficients in Eq. 18.1 is a very challenging undertaking, one can at least make the following qualitative observation. In the case of weak frustration, one expects extended domains of LFS. However, in the case of strong frustration, one imagines rather smaller domains of LFS, as the third term in Eq. 18.1 will tend to dominate. In 2d, the control of domain growth by frustration induced by curving space is precisely what is found [72, 73].

18.3 Simulation Details

Our hard sphere simulations use the DynamO package [3]. This performs event-driven MD simulations, which we equilibrate for $300\tau_\alpha$, in the NVT ensemble, before sampling in the NVE ensemble. We use two system sizes of $N = 1372$ and $N = 10976$ particles, in a five-component equimolar mixture whose diameters are [0.888, 0.95733, 1.0, 1.04267, 1.112], which corresponds to a polydispersity of 8%. We have never observed crystallisation in this system. Given the moderate polydispersity, we do not distinguish between the different species. We use smaller systems of $N = 1372$ to determine the structural relaxation time and the fraction of particles in locally favoured structures. Static and dynamic lengths are calculated for larger systems of $N = 10976$. Further details may be found in ref. [23, 71].

We also consider the Wahnström [87] and Kob-Andersen [44] models in which the two species of Lennard-Jones particles interact with a pair-wise potential,

$$u_{\text{LJ}}(r) = 4\epsilon_{\alpha\beta} \left[\left(\frac{\sigma_{\alpha\beta}}{r_{ij}} \right)^{12} - \left(\frac{\sigma_{\alpha\beta}}{r_{ij}} \right)^6 \right] \quad (18.2)$$

where α and β denote the atom types A and B , and r_{ij} is the separation. In the equimolar Wahnström mixture, the energy, length and mass values are $\epsilon_{AA} = \epsilon_{AB} = \epsilon_{BB}$, $\sigma_{BB}/\sigma_{AA} = 5/6$, $\sigma_{AB}/\sigma_{AA} = 11/12$ and $m_A = 2m_B$ respectively.

The Kob-Andersen binary mixture is composed of 80% large (A) and 20% small (B) particles possessing the same mass m [44]. The nonadditive Lennard-Jones interactions between each species, and the cross interaction, are given by $\sigma_{AA} = \sigma$, $\sigma_{AB} = 0.8\sigma$, $\sigma_{BB} = 0.88\sigma$, $\epsilon_{AA} = \epsilon$, $\epsilon_{AB} = 1.5\epsilon$, and $\epsilon_{BB} = 0.5\epsilon$.

For both Lennard-Jones mixtures, we simulate a system of $N = 10976$ particles for an equilibration period of $300\tau_\alpha^A$ in the NVT ensemble and sample for a further $300\tau_\alpha^A$ in the NVE ensemble. The results are quoted in reduced units with respect to the A particles, i.e. we measure length in units of σ , energy in units of ϵ , time in units of $\sqrt{m\sigma^2/\epsilon}$, and set Boltzmann's constant k_B to unity. Further details of the simulation of the Wahnström and Kob Andersen models may be found in [54, 55] respectively.

The α -relaxation time τ_α^A for each state point is defined by fitting the Kohlrausch-Williams-Watts stretched exponential to the alpha-regime of the intermediate scattering function (ISF) of the A -type particles in the case of the Lennard-Jones mixtures and of all particles in the case of the hard spheres. Further details may be found in [54, 55].

18.4 Results

18.4.1 Fragility

We fit the structural relaxation time to the Vogel-Fulcher-Tamman (VFT) equation

$$\tau_\alpha = \tau_0 \exp \left[\frac{A}{(T - T_0)} \right]. \quad (18.3)$$

Here τ_0 is a reference relaxation time, the parameter A is related to the fragility $D = A/T_0$ and T_0 is temperature of the “ideal” glass transition, at which τ_α diverges. Of course experimental systems cannot be equilibrated near T_0 , so the experimental glass transition T_g is defined where τ_α exceeds 100 s in molecular liquids. In the Angell plot in Fig. 18.2 silica and ortho-terphenyl are fitted with Eq. 18.3, along with our data for the Wahnström and Kob-Andersen mixtures. For our data, we obtain an estimate of T_g as the temperature at which $\tau_\alpha/\tau_0 \approx 10^{15}$ with the VFT fit. We apply the VFT fit only for $T < 1$, which denotes the onset temperature for the activated dynamics in which VFT is appropriate. Higher temperatures exhibit an Arrhenius-like behaviour [54, 55]. The fragility is then $D = A/T_0$. Details of the fitted, and literature [2, 8, 69] values are given in Table 18.1.

In the case of hard spheres, the control parameter is packing fraction ϕ and temperature plays no role. It has been shown that the VFT equation may be rewritten with the reduced pressure $Z = p/(\rho k_B T)$ where p is the

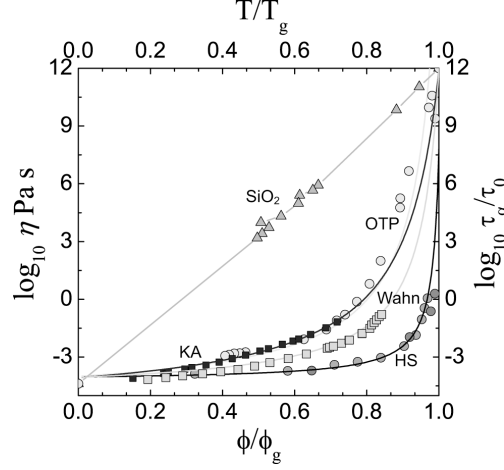


Figure 18.2: **The Angell plot.** Data are fitted to VFT (Eq. 18.3) and Eq. 18.4) in the case of hard spheres. HS denotes hard spheres where the control parameter is volume fraction ϕ . The “experimental glass transition” for hard spheres ϕ_g and the Lennard-Jones models are defined in the text. Data for SiO_2 and orthoterphenyl (OTP) are quoted from Angell [2] and Berthier and Witten [8]. For the systems studied here, τ_0 is scaled to enable data collapse at $T_g/T = \phi/\phi_g \rightarrow 0$.

pressure [8]. In addition, the VFT form may be generalised with an exponent δ in the denominator [8, 9].

$$\tau_\alpha = \tau_0 \exp \left[\frac{A}{(\phi_0 - \phi)^\delta} \right]. \quad (18.4)$$

We have investigated fitting with Z and with ϕ , and have found little difference in the values of ϕ_0 we have determined. We have also investigated setting $\delta = 2.2$, where we find $\phi_0 \approx 0.630$, a slightly lower value than that found previously [8, 9], which may reflect our choice of hard sphere system. At 8%, ours is less polydisperse than others [8, 9], and therefore might be expected to have a lower packing fraction for random close packing (RCP) and consequently lower values for ϕ_0 . In any case, we have found a better fit over a larger range of ϕ when $\delta = 1$, and quote those values in Table 18.1. We also define a ϕ_g using the VFT equation for hard spheres (Eq. 18.4) in an analogous way to that which we used to determine T_g for the Lennard-Jones mixtures.

As the values in Table 18.1 and Fig. 18.2 show, the Kob-Andersen, Wahnström and hard sphere systems exhibit progressively higher fragilities. In Fig. 18.2, the Kob-Andersen system sits close to ortho-terphenyl in the range of supercoolings accessible to our simulations. The fragility of the former we find to be 3.62, while the latter is quoted to be around 10 [8, 69]. For our VFT fit to the Kob-Andersen mixture we took a literature value [76] of $T_0 = 0.325$, however

Table 18.1: Transition temperatures, fragilities and locally favoured structures for systems in Fig. 18.2. KA denotes Kob-Andersen mixture, Wahn Wahnström mixture and HS hard spheres. Note that, as a strong liquid, the fragility of silica is poorly defined [2].

system	T_0, ϕ_0	T_g, ϕ_g	D	LFS	reference
SiO ₂	*	820-900K	~ 60		[8]
OTP	202K	246K	~ 10		[69]
KA	0.325	0.357 ± 0.005	3.62 ± 0.08	11A	[55], this work
Wahn	0.464 ± 0.007	0.488 ± 0.005	1.59 ± 0.13	13A	[54], this work
HS	0.606 ± 0.003	0.599 ± 0.003	0.395 ± 0.041	10B	[80], this work

a free fit of our data leads to a fragility $D \approx 7.06$, close to the orthoterphenyl (OTP) value. Since OTP is at the fragile end of molecular glassformers [2], Fig. 18.2 emphasises that the models considered here are extremely fragile when compared to molecular systems.

18.4.2 Identifying the Locally Favoured Structure

In order to identify locally favoured structures relevant to the slow dynamics, we employ the dynamic topological cluster classification algorithm [54, 55]. This measures the lifetimes of different clusters identified by the topological cluster classification (TCC). The TCC identifies a number of local structures

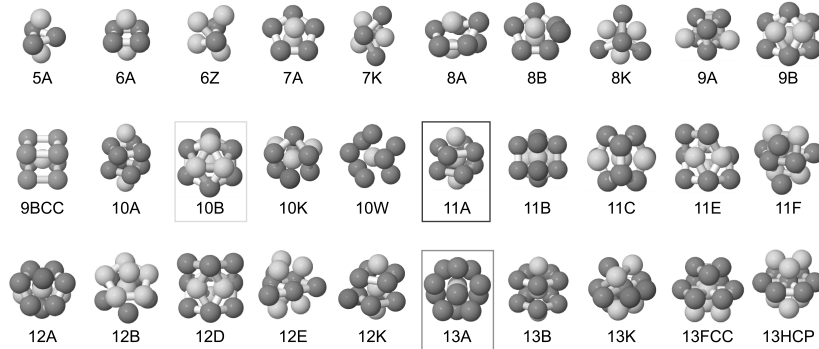


Figure 18.3: **The structures detected by the TCC [56].** Letters correspond to different models, numbers to the number of atoms in the cluster. K is the Kob-Andersen model [55], W is the Wahnström model [54]. Outlined are the locally favoured structures identified for the Kob-Andersen model (11A), Wahnström model and hard spheres (10B). Other letters correspond to the variable-ranged Morse potential, letters at the start of the alphabet to long-ranged interactions, later letters to short-ranged interactions, following Doye *et al.* [21]. Also shown are common crystal structures.

as shown in Fig. 18.3, including those which are the minimum energy clusters for $m = 5$ to 13 Kob-Andersen [55] and Wahnström [54] particles in isolation. In the case of the hard spheres, minimum energy clusters are not defined. However we have shown that the Morse potential, when truncated at its minimum in a similar fashion to the Weeks-Chandler-Andersen treatment for the Lennard-Jones model [88] provides an extremely good approximation to hard spheres [79]. Clusters corresponding to the (full) Morse potential have been identified by Doye *et al.* [21] are included in the TCC. The first stage of the TCC algorithm is to identify the bonds between neighbouring particles. The bonds are detected using a modified Voronoi method with a maximum bond length cut-off of $r_c = 2.0$ [56].

In the case of the Kob-Andersen mixture, a parameter which controls identification of four- as opposed to three-membered rings f_c is set to unity thus yielding the direct neighbours of the standard Voronoi method. Under these conditions, 11A bicapped square antiprism clusters are identified [55,56], which have previously been found to be important in the Kob-Andersen mixture [18]. For the Wahnström mixture and the hard spheres, the four-membered ring parameter $f_c = 0.82$ which has been found to provide better discrimination of long-lived icosahedra [54], which have been identified in the Wahnström mixture [18].

In the dynamic TCC, a lifetime τ_ℓ is assigned to each “instance” of a cluster, where an instance is defined by the unique indices of the particles within the cluster and the type of TCC cluster. Each instance of a cluster occurs between two frames in the trajectory and the lifetime is the time difference between these frames. Any periods where the instance is not detected by the TCC algorithm are shorter than τ_α in length, and no subset of the particles becomes un-bonded from the others during the lifetime of the instance. The longest lived clusters we interpret as locally favoured structures [54,55].

The measurement of lifetimes for all the instances of clusters is intensive in terms of the quantity of memory required to store the instances, and the number of searches through the memory required by the algorithm each time an instance of a cluster is found to see if it existed earlier in the trajectory. Therefore we do not measure lifetimes for the clusters where $N_c/N > 0.8$, since the vast majority of particles are found within such clusters and it is not immediately clear how dynamic heterogeneities could be related to structures that are pervasive throughout the whole liquid. Here N_c/N is the fraction of particles which are part of a given cluster.

We plot the results of the dynamic TCC in Fig. 18.4 for a low temperature state point for the Lennard-Jones mixtures and for $\phi = 0.57$ in the case of hard spheres. This clearly shows the most persistent or the longest lived of the different types of clusters in each system. All three systems exhibit rather similar behaviour, namely that the long-time tail of the autocorrelation function indicates that some of these clusters preserve their local structure on timescales far longer than τ_α , and these we identify as the LFS. Thus for the Kob-Andersen mixture, we identify 11A bicapped square antiprisms [55], for the Wahnström

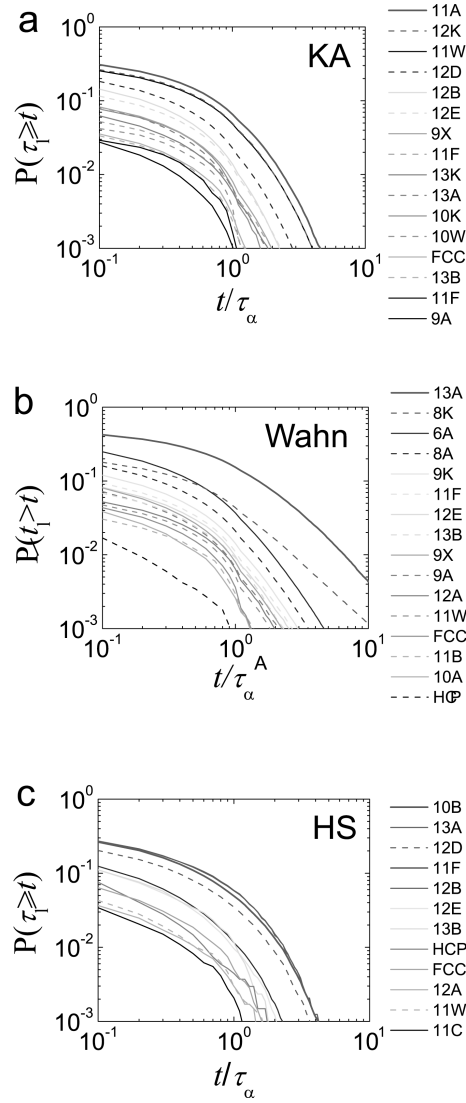


Figure 18.4: Lifetime autocorrelation functions for the TCC clusters $P(\tau_\ell \geq t)$. (a) Kob-Andersen mixture $T = 0.498$, (b) Wahnström mixture $T = 0.606$ and (c) hard spheres $\phi = 0.57$. Particle colours show how the cluster is detected by the TCC [56].

model 13A icosahedra [54] and for hard spheres 10B. In the hard sphere case, other clusters are also long-lived: 13A, 12B and 12D. However these latter are only found in small quantities ($\lesssim 2\%$), unlike 10B which can account for up to around 40% of the particles in the system. Moreover, a 10B cluster is a

13A cluster missing three particles from the shell, thus all 13A also correspond to 10B by construction. Related observations have been made concerning the Kob-Andersen [55] and Wahnström mixtures [54].

The fast initial drops of $P(\tau_\ell \geq t)$ reflect the existence of large numbers of clusters with lifetimes $\tau_\ell \ll \tau_\alpha^A$. The lifetimes of these clusters are comparable to the timescale for beta-relaxation where the particles fluctuate within their cage of neighbours. It could be argued that these clusters arise spuriously due to the microscopic fluctuations within the cage, and that the short-lived clusters are not representative of the actual liquid structure. However almost no LFS are found at higher temperatures (or lower volume fraction in the case of hard spheres), cf. Fig. 18.6, where microscopic fluctuations in the beta-regime also occur. We have not yet found a way to distinguish between the short and long-lived LFS structurally, so we conclude that the measured distribution of LFS lifetimes, which includes short-lived clusters, is representative of the true lifetime distribution.

18.4.3 Fraction of Particles Participating Within LFS

Having identified the locally favoured structure for each system, we consider how the particles in the supercooled liquids are structured using the topological cluster classification algorithm [56]. We begin with the snapshots in Fig. 18.5. It is immediately clear that the spatial distribution of the LFS is similar in all three systems. In all cases, at weak supercooling isolated LFS appear, becoming progressively more popular upon deeper supercooling. At the deeper quenches, the LFS percolate, but the “arms” of the percolating network are around three-four particles thick. One caveat to this statement is that at high temperature, the Kob-Andersen mixture exhibits more LFS than a comparable state point in the Wahnström mixture. Furthermore, the geometry of the LFS domains is clearly much more complex than spherical nuclei assumed in classical nucleation theory (Fig. 18.1).

In Fig. 18.6 we plot the fraction of particles detected within LFS for each system N_{LFS}/N . We consider the scaled structural relaxation time τ_α/τ_0 (see Fig. 18.2) in Fig. 18.6(a). In Fig. 18.6(b) we show the population of LFS as a function of the degree of supercooling, T_g/T and ϕ/ϕ_g for the Lennard-Jones and hard sphere systems respectively. We find that the hard spheres show a dramatic increase in LFS, which appears to begin to level off for high values of τ_α . Note that by construction, $N_{\text{LFS}}/N \leq 1$. This levelling off has recently been observed in biased simulations of the Kob-Andersen system, which exhibits a first-order transition in trajectory space to a dynamically arrested LFS-rich phase [76]. Our simulations of the two Lennard-Jones systems do not reach such deep supercoolings, so we have not yet determined whether they exhibit the same behaviour. However the increase of LFS in the case of the Kob-Andersen mixture is rather slower than the hard spheres, and the Wahnström mixture is intermediate between the two. This correlates with the fragilities of these three




Figure 18.5: **Snapshots of locally favoured structures in the three systems considered.** In all cases particles identified in LFS are drawn to 80% actual size and coloured, other particles are rendered at 10% actual size and are grey. Top row: Kob-Andersen mixture for $T = 1, 0.6$ and 0.5 from left to right. Middle row: Wahnström mixture for $T = 1.0, 0.625, 0.606$ from left to right. Bottom row: Hard spheres for $\phi = 0.4, 0.5$ and 0.55 from left to right.

systems, Fig. 18.2. This connection between structure and fragility has been previously noted in the case of the two Lennard-Jones mixtures [18].

Plotting as a function of supercooling, in Fig. 18.6(b), we find that the Kob-Andersen mixture shows a slow increase in LFS population which begins a quite weak supercooling, while hard spheres (recalling that here the control parameter is ϕ) show a much more rapid growth which begins at much deeper supercooling. The Wahnström mixture is again intermediate between these two.

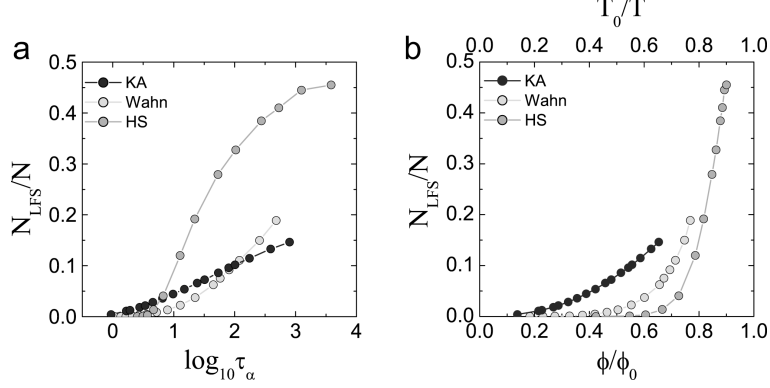


Figure 18.6: **Fraction of particles in locally favoured structures** N_{LFS}/N . (a) N_{LFS}/N as a function of τ_α/τ_0 . (b) N_{LFS}/N as a function of T_g/T and ϕ/ϕ_g for the Lennard-Jones and hard sphere systems respectively. In (a) τ_α/τ_0 are offset for clarity.

Comparing to Fig. 18.6(a), the differences in Fig. 18.6(b) follow naturally from the markedly different fragilities of these systems.

18.4.4 Static and Dynamic Lengthscales

Dynamic correlation length. — We now turn to the topic with which we opened this article, the coincidence or otherwise of static and dynamic lengthscales in these systems. In order to do this, we calculate both, beginning with the dynamic correlation length ξ_4 , following Lacević *et al.* [50]. We provide a more extensive description of our procedure elsewhere [54]. Briefly, the dynamic correlation length ξ_4 is obtained as follows. A (four-point) dynamic susceptibility is calculated as

$$\chi_4(t) = \frac{V}{N^2 k_B T} [\langle Q(t)^2 \rangle - \langle Q(t) \rangle^2], \quad (18.5)$$

where

$$Q(t) = \frac{1}{N} \sum_{j=1}^N \sum_{l=1}^N w(|\mathbf{r}_j(t+t_0) - \mathbf{r}_l(t_0)|). \quad (18.6)$$

The overlap function $w(|\mathbf{r}_j(t+t_0) - \mathbf{r}_l(t_0)|)$ is defined to be unity if $|\mathbf{r}_j(t+t_0) - \mathbf{r}_l(t_0)| \leq a$, 0 otherwise, where $a = 0.3$. The dynamic susceptibility $\chi_4(t)$ exhibits a peak at $t = \tau_h$, which corresponds to the timescale of maximal correlation in the dynamics of the particles. We then construct the four-point dynamic structure factor $S_4(\mathbf{k}, t)$:

$$\begin{aligned} S_4(\mathbf{k}, t) &= \frac{1}{N\rho} \left\langle \sum_{jl} \exp[-i\mathbf{k} \cdot \mathbf{r}_l(t_0)] w(|\mathbf{r}_j(t+t_0) - \mathbf{r}_l(t_0)|) \right. \\ &\quad \times \left. \sum_{mn} \exp[i\mathbf{k} \cdot \mathbf{r}_n(t_0)] w(|\mathbf{r}_m(t+t_0) - \mathbf{r}_n(t_0)|) \right\rangle, \end{aligned}$$

where j, l, m, n are particle indices and \mathbf{k} is the wavevector. For time τ_h , the angularly averaged version is $S_4(k, \tau_h)$. The dynamic correlation length ξ_4 is then calculated by fitting the Ornstein-Zernike (OZ) function to $S_4(k, \tau_h)$, as if the system were exhibiting critical-like spatio-temporal density fluctuations,

$$S_4(k, \tau_h) = \frac{S_4(0, \tau_h)}{1 + (k\xi_4(\tau_h))^2}, \quad (18.7)$$

to $S_4(k, \tau_h)$ for $k < 2$ [50].

The resulting ξ_4 are plotted in Fig. 18.7. We see in Fig. 18.7(a) that, as a function of τ_α/τ_0 , the ξ_4 for both Lennard-Jones systems coincide. The dynamic correlation length for the hard spheres rises more slowly across a wide range of τ_α/τ_0 . As was the case with the population of LFS [Fig. 18.6(b)], plotting ξ_4 as a function of the degree of supercooling reflects the difference in fragility between these systems [Fig. 18.7(b)]. For the Kob-Andersen mixture the ξ_4 rises at comparatively weak supercooling, for hard spheres much more supercooling is needed to see a change in ξ_4 .

Now the scaling of ξ_4 with relaxation time has been examined previously. In the case of the Wahnström mixture, Lačević *et al.* [50] found behaviour consistent with divergence of ξ_4 at the mode-coupling temperature. Whitlam *et al.* [89] obtained a ξ_4 scaling consistent with dynamic facilitation theory for the Kob-Andersen mixture. More recently, Flenner *et al.* [29] found $\xi_4 \sim (\tau_\alpha^A)^\gamma$ with $\gamma \approx 0.22$ for the Kob-Andersen system. Kim and Saito have also found behaviour consistent with power law scaling for both Kob-Andersen and Wahnström mixtures [43]. In the case of hard spheres Flenner and Szamel found $\xi_4 \sim \ln(\tau_\alpha)$ [33]. In Fig. 18.7 we find a slightly larger value for the exponent $\gamma \approx 0.3$ for the Lennard-Jones models but find similar behaviour for hard spheres as that noted by Flenner *et al.* [33]. However, our hard sphere system is rather more monodisperse than the 1:1.4 binary mixture they used, which might account for the fact that our data is not entirely straight in the semi-log plot of Fig. 18.7. Moreover hard spheres, and other systems do not always exhibit the same scaling for all τ_α [31, 33]. In any case, we emphasise that such “scaling” is hard to assess on such small lengthscales (the entire range of ξ_4 is less than a decade), and extraction of reliable values for ξ_4 is far from trivial in finite-sized simulations [28, 40]. We thus believe our finding of a differing exponent in the case of the Kob-Andersen mixture to that of Flenner and Szamel *et al.* [29] reflects the challenges of extracting such values.

Static correlation length. — We now consider how to determine a static correlation length for the domains of locally favoured structures. It is clear from Fig. 18.5 that the LFS percolate. Given that all state points we have been able to access are necessarily far from T_0 , and that the LFS themselves have a limited lifetime (Fig. 18.4), the existence of a percolating network of LFS does not itself imply arrest. However, as has been previously noted by others [18, 24] and ourselves [54, 55], a percolating network of LFS has the potential to accelerate increase of τ_α upon supercooling. This is because the particles in the LFS act to slow down their neighbours and because domains of LFS last longer than

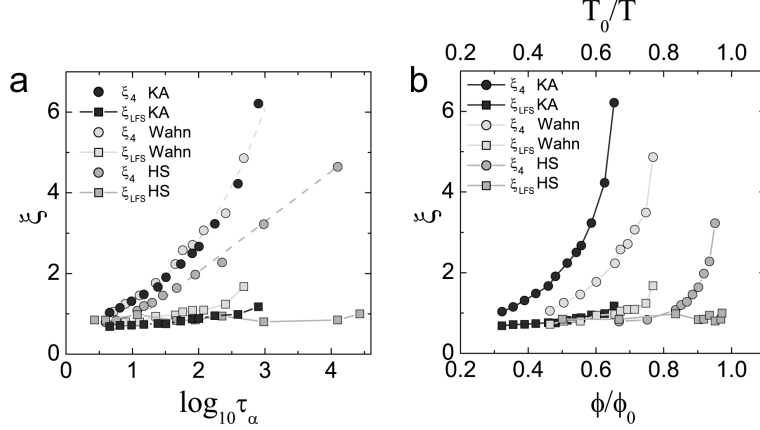


Figure 18.7: **Dynamic ξ_4 and static ξ_{LFS} lengths for the three systems considered.** (a) ξ_4 and ξ_{LFS} as a function of τ_α/τ_0 . (b) ξ_4 and ξ_{LFS} as a function of T_g/T and ϕ/ϕ_g for the Lennard-Jones and hard sphere systems respectively. In (a) the dashed lines correspond to $\xi_4 \sim (\tau_\alpha^A)^\gamma$ with $\gamma = 0.3$ and $\xi_4 \sim \ln(\tau_\alpha)$ for KA (green) and hard spheres (pink) as indicated. In (a) τ_α/τ_0 are offset for clarity.

isolated LFS [54,55]. However, identifying a lengthscale with the domain size of LFS, for example the radius of gyration, leads to divergence in the supercooled regime [54,55].

We thus turn to a method which allows a natural comparison with the dynamic lengthscale ξ_4 . We define a structure factor restricted to the particles identified within LFS:

$$S_{LFS}(\mathbf{k}) = \frac{1}{N\rho} \left\langle \sum_{j=1}^{N_{LFS}} \sum_{l=1}^{N_{LFS}} \exp[-i\mathbf{k} \cdot \mathbf{r}_j(t_0)] \exp[i\mathbf{k} \cdot \mathbf{r}_l(t_0)] \right\rangle, \quad (18.8)$$

where N_{LFS} is the number of particles in LFS. We then fit the Ornstein-Zernike equation (Eq. 18.7) to the low- k behaviour of the angularly-averaged $S_{LFS}(k)$ in order to extract a structural correlation length ξ_{LFS} . This procedure is akin to the calculation of the dynamic lengthscale ξ_4 : first a structure factor is calculated from a selected fraction of the particles (either immobile or structured), and the Ornstein-Zernike expression used to extract a correlation length.

These ξ_{LFS} are plotted in Fig. 18.7 for the three systems we study. Like the dynamic correlation lengths, the structural correlation lengths increase on cooling for the Lennard-Jones systems, while the hard spheres show almost no change upon compression. However the manner in which these lengths increases is quite different. The main result is that the growth in the dynamic correlation length ξ_4 is not matched by the growth in the structural correlation length ξ_{LFS} . Indeed $\xi_{LFS} \sim \sigma$ through the accessible regime.

18.5 Discussion

Geometric frustration is strong in model fragile glassforming liquids. — Figure 18.7 provides a key result of this work. The correlation length related to the domains of locally favoured structures is short, around one particle diameter. Reference to Eq. 18.1 and Fig. 18.1 indicates that, according to our linear measure, geometric frustration is strong in these systems, in other words that $\xi_D^* = \xi_{\text{LFS}} \approx \sigma$. Frustration has been demonstrated elegantly in curved space in 2d, where it has been controlled by the degree of curvature [72–74]. However in 3d, the discussion involving 120 particles embedded on the surface of a four-dimensional sphere formed perfect icosahedra [15, 16] assumes these are monodisperse spheres. In addition to the fact that monodisperse spheres are usually poor glassformers, we have demonstrated here that very often, the LFS are not icosahedra. Moreover, even in the case of the Wahnström mixture, it is far from clear that the icosahedra formed would tessellate the surface of a hypersphere with no strain as they are comprised of particles of differing sizes.

We suggest that firstly, other curved space geometries may enable binary Lennard-Jones models to tessellate without strain. Secondly, we speculate that instead it may be possible to think of frustration, not with respect to curved space but rather with respect to systems with different composition in which the LFS can tessellate, even in Euclidean space. Indeed, a number of the clusters identified by the topological cluster classification (Fig. 18.3) have the potential to tessellate. In particular, Fernandez and Harrowell [27] suggest that for different compositions, the Kob-Andersen mixture may have an underlying crystal formed of 11A bicapped square antiprisms. Closely related structures have been found by energy minimisation of the KA system [59]. Changing composition may thus provide another way to probe geometric frustration. Alternatively, simulations in curved space of a one-component glassformer, such as Dzугutov’s model [24] may enable frustration to be investigated in 3d.

Changing composition to control frustration relates to work carried out by Tanaka and coworkers [41, 51] which emphasises the role of medium-ranged crystalline order. However, unlike geometric frustration where the LFS are amorphous structures which form in the liquid and do not tessellate over large distances [Eq. 18.1], the medium-ranged crystalline order is distinct from the liquid, at least in $d = 3$ [81]. A further comment to be made here concerns our identification of 10B clusters in the hard sphere system we consider, which is at odds with the local crystalline order found in hard spheres [41, 51]. At present this discrepancy is being investigated.

Fragility and structure. — A considerable body of work suggests a link between fragility and the tendency of glassformers to develop local structure. Strong and network liquids, such as silica, tend not to show large changes in local structure upon cooling [19], although edge-sharing tetrahedra have been associated with fragility [90]. In 2d, significant correlation between fragility and tendency to locally order is found [42, 75]. Recently, the development of multitime correlations has identified new timescales of dynamic heterogeneity.

In fragile systems (in particular the Wahnström mixture), this becomes much longer than τ_α at deep supercoolings [43].

In 3d similar behaviour is found in metallic glassformers [57, 58], where in addition, glass-forming ability is associated with strong behaviour. However in model systems, such as hard spheres, in 3d at best only a very weak correlation between glass-forming ability (polydispersity) and fragility is found [92]. Moreover, systems with almost identical two-body structure can exhibit different fragilities [7], although higher-order structure (in the form of 11A bicapped square antiprisms) is correlated with fragility [17]. Conversely, we have shown that, in systems with effectively identical fragility, the change in structure upon cooling need not be same [53]. In higher dimension, structure becomes less important, but fragile behaviour persists [13]. Finally, some kinetically constrained models, which are thermodynamically equivalent to ideal gases by construction, exhibit fragile behaviour [66].

These observations, make it clear that the development of local structural motifs upon supercooling is not always connected with fragility. These caveats aside, the data presented here in Fig. 18.6 for the three systems we have studied do suggest that more fragile systems show a stronger change in local structure upon supercooling. In particular, the Kob-Andersen model, which is the least fragile of the mixtures we consider, shows a continuous rise in bicapped square antiprisms across a wide range of temperatures. This is in marked contrast to the Wahnström mixture and hard spheres, which show a much sharper rise in LFS. We note that similar behaviour has been observed previously for the two Lennard-Jones mixtures [18].

Outlook. — Our work paints a picture of decoupling between structural and dynamic lengthscales in the simulation-accessible regime, which covers the first five decades of increase in structural relaxation time τ_α . By comparison, as shown in Fig. 18.2, the molecular glass transition at T_g corresponds to some 15 decades of increase in relaxation time. That the structural lengthscale decouples so strongly from the dynamic lengthscale ξ_4 suggests that larger regions than those associated with the LFS are dynamically coupled. As noted above, similar results have been obtained previously, using a variety of different measures [12, 13, 22, 36, 47, 54, 55].

The picture that emerges is one of disparity between ξ_4 and the majority of structural lengths, as illustrated in Fig. 18.8. This leaves at least three possibilities:

1. Dynamic and structural lengths decouple as the glass transition is approached. And thus although structural changes are observed in many fragile glassformers, they are not a mechanism of arrest.
2. ξ_4 is not representative of dynamic lengthscales, or its increase as a function of supercooling is not sustained.
3. The majority of data so far considered is in the range $T > T_{\text{MCT}}$ and thus is not supercooled enough for RFOT or Adam-Gibbs-type cooperatively re-arranging regions dominate.

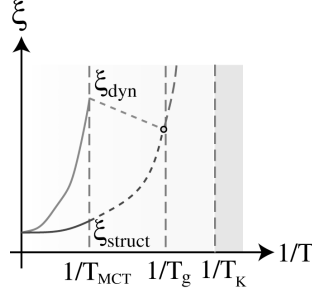


Figure 18.8: **Schematic of the possible behaviour of dynamic (ξ_{dyn}) and static (ξ_{stat}) lengthscales as the glass transition is approached.** Particle-resolved studies data from colloid experiment and computer simulation is available for $T \gtrsim T_{\text{MCT}}$ (solid lines). Dashed lines represent a possible scenario at lower temperatures, extrapolated from recent simulations [47]. Green dot is dynamic length ξ_3 deduced from molecular experiments close to T_g [6]. Purple dashed line represents coincidence of structural and dynamic lengths of cooperatively re-arranging regions envisioned by RFOT and Adam-Gibbs theory.

We believe that a combination of all three, weighted differently depending on the model, is the most likely outcome. Some evidence for the first scenario is given by the fact the kinetically constrained models [66], and hyperspheres in high dimension [13] undergo arrest. If one accepts either of these (admittedly abstract) models, structure cannot be a universal mechanism for dynamical arrest.

Further evidence in support of scenario one is provided by Cammarota and Biroli [11] that pinning can drive ideal glass transition of the type envisioned by RFOT and Adam-Gibbs theory, namely that configurational entropy vanishes. Under the pinning field, no change in structure occurs (subject to certain constraints) as a function of pinned particles, but a bona-fide glass transition as described by RFOT does [11]. One possibility is to note that, as temperature drops, a lower concentration of pinned particles is required for this pinning glass transition and that the transition is somehow driven by a combination of structure and pinning. Moreover, the separations between the pinned particles in the simulation accessible regime can approach one or two particle diameters [46], suggesting rather small cooperatively re-arranging regions.

However the comparatively rapid increase in ξ_4 is not without question. Firstly, as indicated in Fig. 18.8 ξ_4 seems to increase rapidly in the regime accessible to particle-resolved studies in the regime $T \gtrsim T_{\text{MCT}}$. Indeed, a free fit to measurements of ξ_4 for our data using the Kob-Andersen model yielded *divergence* close to the Mode-Coupling temperature [55]. We find the “critical exponent” is $\nu = 0.588 \pm 0.02$, the “critical temperature” is $T_C = 0.471 \pm 0.002$ and the prefactor is $\xi_4^0 = 0.59 \pm 0.02$. Under the caveat that obtaining ξ_4 from fitting S_4 in limited size simulations is notoriously problematic [28, 29] and thus any numerical values should be treated with caution, we observe that the value of T_C is not hugely different to the glass transition temperature found by fitting

Mode-Coupling theory to this system, around 0.435 [44, 45]. We also note that $\nu = 0.588$ lies between mean field ($\nu = 0.5$) and 3D Ising ($\nu = 0.63$) criticality. Moreover among early papers involving ξ_4 , Lacević *et al.* showed divergence of this dynamic length around T_{MCT} . Furthermore, a recent paper by Kob *et al.* [47] indicates *non-monotonic* behaviour of a dynamic correlation length based on pinning with a maximum around T_{MCT} as indicated in Fig. 18.8. These results are not without controversy [30, 48], but it has since been shown that, just below T_{MCT} , at the limit of the regime accessible to simulations, ξ_4 can tend to saturate [60] and at least exhibits a different scaling [32].

Additional evidence that the dynamic correlation might not diverge as fast as data from the $T > T_{\text{MCT}}$ range might indicate is given by experiments on molecular glassformers close to T_g , some 8-10 decades increase in relaxation time compared to the particle-resolved studies. This approach measures a lower bound for the dynamic correlation length [6]. The lengths obtained by this approach correspond to a few molecular diameters [6, 10, 20]. Such a small dynamic correlation length (albeit a lower bound) certainly necessitates at the very least a slowdown in the rate of increase of ξ_{dyn} followed by a levelling off. Finally, we emphasise that ξ_4 may not be the only means to define a dynamic length [35, 47].

It is tempting to imagine that in the $T_{\text{MCT}} > T > T_g$ range (or even in the regime below T_g), structural and dynamic lengths might scale together, corresponding to well-defined cooperatively re-arranging regions (Fig. 18.8). The discussion of geometric frustration, and in particular Eq. 18.1 suggest that an increase in structural lengthscale might necessitate either a decrease in frustration, or “surface tension” or the thermodynamic driving force to form locally favoured structures. Calculating any of these quantities, given the short lengthscales and complex geometries involved appears a formidable task, but which might provide a framework for increasing structural lengthscales at deep supercooling.

For now, however, the jury is well and truly out as to the nature of a structural mechanism for dynamic arrest. Locally favoured structures can be identified and form networks which might at deeper supercooling ($T < T_{\text{MCT}}$) lead to the emergence of solidity in glassforming liquids. Hints in this direction are evidenced from the growth in LFS with supercooling, that particles in LFS are slower than average and that they retard the motion of neighbouring particles [54, 55]. However the discrepancy observed by some between structural and dynamic lengthscales in the $T \gtrsim T_{\text{MCT}}$ range is indicative that more is at play than structure at least in the first few decades of dynamic slowing which are described by mode-coupling theory.

18.6 Conclusions

In three model glassformers, we have identified the locally favoured structure with the dynamic topological cluster classification. Each system exhibits a

distinct LFS, which lasts longer than all other structures considered: the 11A bicapped square antiprism in the case of the Kob-Andersen model, the 13A icosahedron for the Wahnström mixture and the 10B cluster for hard spheres. In all these systems, the LFS form a percolating network upon supercooling in the simulation accessible regime. In this accessible regime, the formation of this network does not correlate with dynamic arrest: all our systems continue to relax after a percolating network of LFS has formed. The network formation is qualitatively similar in all systems, although the less fragile Kob-Andersen mixture exhibits a less dramatic rise in LFS population than either the Wahnström mixture or hard spheres. We investigate structural and dynamic lengthscales. In all cases the dynamic length ξ_4 increases much faster than the structural length in the dynamic regime accessible to our simulations. The lack of growth of the structural correlation length appears compatible with strong geometric frustration.

18.7 Acknowledgements

The authors would like to thank C. Austen Angell, Patrick Charbonneau, Jens Eggers, Rob Jack, Ken Kelton, Matthieu Leocmach, Tannie Liverpool, Thomas Speck, Hajime Tanaka, Gilles Tarjus, Stephen Williams and Karoline Weisner for many helpful discussions. CPR would like to acknowledge the Royal Society for financial support. A.M., A.J.D. and R.P. are funded by EPSRC grant code EP/E501214/1. This work was carried out using the computational facilities of the Advanced Computing Research Centre, University of Bristol.

References

- [1] G. Adam and J. Gibbs. On the temperature dependence of relaxation phenomena in glass-forming liquids. *J. Chem. Phys.*, 43:139–146, 1965.
- [2] C. A. Angell. Formation of glasses from liquids and biopolymers. *Science*, 267:1924–1935, 1995.
- [3] M. N. Bannerman, R. Sargant, and L. Lue. Dynamo: A free o(n) general event-driven simulator. *J. Comp. Chem.*, 32:3329–3338, 2011.
- [4] E. P. Bernard and W. Krauth. Two-step melting in two dimensions: First-order liquid-hexatic transition. *Phys. Rev. Lett.*, 107:155704, Oct 2011.
- [5] L. Berthier and G. Biroli. Theoretical perspective on the glass transition and amorphous materials. *Rev. Mod. Phys.*, 83:587–645, 2011.
- [6] L. Berthier, G. Biroli, J.-P. Bouchaud, L. Cipelletti, D. El Masri, D. L’Hôte, F. Ladieu, and M. Pierno. Direct experimental evidence of a growing length scale accompanying the glass transition. *Science*, 310:1797–1800, 2005.

- [7] L. Berthier and G. Tarjus. Nonperturbative effect of attractive forces in viscous liquids. *Phys. Rev. Lett.*, 103:170601, 2009.
- [8] L. Berthier and T. A. Witten. Glass transition of dense fluids of hard and compressible spheres. *Phys. Rev. E*, 80:021502, 2009.
- [9] G. Brambilla, D. El Masri, M. Pierno, L. Berthier, L. Cipelletti, G. Petekidis, and A. B. Schofield. Probing the equilibrium dynamics of colloidal hard spheres above the mode-coupling glass transition. *Phys. Rev. Lett.*, 102:085703, 2009.
- [10] C. Brun, F. Ladieu, D. l'Hôte, M. Tarzia, G. Biroli, and B. J.-P. Nonlinear dielectric susceptibilities: Accurate determination of the growing correlation volume in a supercooled liquid. *Phys. Rev. E*, 84:104204, 2011.
- [11] C. Cammarota and G. Biroli. Ideal glass transitions by random pinning. *Proc. Nat. Acad. Sci.*, 109:8850–8855, 2012.
- [12] B. Charbonneau, P. Charbonneau, and G. Tarjus. Geometrical frustration and static correlations in a simple glass former. *Phys. Rev. Lett.*, 108:035701, 2012.
- [13] B. Charbonneau, P. Charbonneau, and G. Tarjus. Geometrical frustration and static correlations in hard-sphere glass formers. *J. Chem. Phys.*, 138(12):12A515, 2013.
- [14] P. Charbonneau and G. Tarjus. Decorrelation of the static and dynamic length scales in hard-sphere glass formers. *Phys. Rev. E*, 87:042305, 2013.
- [15] H. S. M. Coxeter. *Introduction to Geometry*. Wiley and Sons Inc., New York, 1969.
- [16] H. S. M. Coxeter. *Regular Polytopes*. Dover, New York, 1973.
- [17] D. Coslovich. Locally preferred structures and many-body static correlations in viscous liquids. *Phys. Rev. E*, 83(5):8, May 2011.
- [18] D. Coslovich and G. Pastore. Understanding fragility in supercooled lennard-jones mixtures. i. locally preferred structures. *J. Chem. Phys.*, 127:124504, 2007.
- [19] D. Coslovich and G. Pastore. Dynamics and energy landscape in a tetrahedral network glass-former: direct comparison with models of fragile liquids. *J. Phys.: Condens. Matter*, 21:285107, 2009.
- [20] C. Crauste-Thibierge, C. Brun, F. Ladieu, D. LHote, G. Biroli, and J.-P. Bouchaud. Evidence of growing spatial correlations at the glass transition from nonlinear response experiments. *Phys. Rev. Lett.*, 104:165703, 2010.
- [21] J. P. K. Doye, D. J. Wales, and R. S. Berry. The effect of the range of the potential on the structures of clusters. *J. Chem. Phys.*, 103(10):4234–4249, Sept. 1995.

- [22] A. J. Dunleavy, K. Wiesner, and R. C. P. Using mutual information to measure order in model glass-formers. *Phys. Rev. E*, 86:041505, 2012.
- [23] A. J. Dunleavy, K. Wiesner, and C. P. Royall. Mi lengthscales. *submitted*.
- [24] M. Dzugutov, S. I. Simdyankin, and F. H. M. Zetterling. Decoupling of diffusion from structural relaxation and spatial heterogeneity in a supercooled simple liquid. *Phys. Rev. Lett.*, 89:195701, 2002.
- [25] J. P. Eckmann and I. Procaccia. Ergodicity and slowing down in glass-forming systems with soft potentials: no finite-temperature singularities. *Phys. Rev. E*, 78:011503, 2008.
- [26] M. Engel, J. A. Anderson, S. C. Glotzer, M. Isobe, E. P. Bernard, and W. Krauth. Hard-disk equation of state: First-order liquid-hexatic transition in two dimensions with three simulation methods. *Phys. Rev. E*, 87:042134, 2013.
- [27] J. R. Fernandez and P. Harrowell. Crystal phases of a glass-forming lennard-jones mixture. *Phys. Rev. E*, 67:011403, 2003.
- [28] E. Flenner and G. Szamel. Anisotropic spatially heterogeneous dynamics in a model glass-forming binary mixture. *J. Phys: Condens. Matter*, 19:205125, 2007.
- [29] E. Flenner and G. Szamel. Anisotropic spatially heterogeneous dynamics on the α and β relaxation time scales studied via a four-point correlation function. *Phys. Rev. E*, 79:051502, 2009.
- [30] E. Flenner and G. Szamel. Characterizing dynamic length scales in glass-forming liquids'. *Nature Phys.*, 8:696–697, 2012.
- [31] E. Flenner and G. Szamel. Dynamic heterogeneities above and below the mode-coupling temperature. evidence of a dynamic crossover. *arXiv*, page 1212.5174, 2012.
- [32] E. Flenner and G. Szamel. Dynamic heterogeneities above and below the mode-coupling temperature. evidence of a dynamic crossover. *J. Chem. Phys.*, 138:12A523, 2013.
- [33] E. Flenner, M. Zhang, and G. Szamel. Analysis of a growing dynamic length scale in a glass-forming binary hard-sphere mixture. *Phys. Rev. E*, 83:051501, 2011.
- [34] F. C. Frank. Supercooling of liquids. *Proc. R. Soc. Lond. A.*, 215(1120):43–46, 1952.
- [35] P. Harrowell. *Dynamical heterogeneities in glasses, colloids, and granular media*, chapter The Length Scales of Dynamic Heterogeneity: Results from Molecular Dynamics Simulations. Oxford University Press, 2011.
- [36] G. M. Hocky, T. E. Markland, and D. R. Reichman. Growing point-to-set length scale correlates with growing relaxation times in model supercooled liquids. *Phys. Rev. Lett.*, 108:225506, Jun 2012.

- [37] J. D. Honeycutt and H. C. Andersen. Molecular dynamics study of melting and freezing of small lennard-jones clusters. *J. Phys. Chem.*, 91:4950–4963, 1987.
- [38] A. Ivlev, H. Loewen, G. E. Morfill, and C. P. Royall. *Complex Plasmas and Colloidal Dispersions: Particle-resolved Studies of Classical Liquids and Solids*. World Scientific Publishing Co., Singapore Scientific, 2012.
- [39] H. Jonsson and H. C. Andersen. Icosahedral ordering in the lennard-jones liquid and glass. *Phys. Rev. Lett.*, 60(22):2295–2298, May 1988.
- [40] S. Karmakar, C. Dasgupta, and S. Sastry. Growing length and time scales in glass-forming liquids. *Proc. Nat. Acad. Sci. U.S.A.*, 106:3675, 2009.
- [41] K. Kawasaki and H. Tanaka. Structural origin of dynamic heterogeneity in three-dimensional colloidal glass formers and its link to crystal nucleation. *J. Phys.: Condens. Matter*, 22:232102, 2010.
- [42] T. Kawasaki, T. Araki, and H. Tanaka. Correlation between dynamic heterogeneity and medium-range order in two-dimensional glass-forming liquids. *Phys. Rev. Lett.*, 99(21):215701, 2007.
- [43] K. Kim and S. Saito. Multiple length and time scales of dynamic heterogeneities in model glass-forming liquids: A systematic analysis of multi-point and multi-time correlations. *J. Chem. Phys.*, 138:12A506, 2013.
- [44] W. Kob and H. Andersen. Testing mode-coupling theory for a supercooled binary lennard-jones mixture i: The van hove correlation function. *Physical Review E*, 51(5):4626–4641, 1995.
- [45] W. Kob and H. Andersen. Testing mode-coupling theory for a supercooled binary Lennard-Jones mixture. II. Intermediate scattering function and dynamic susceptibility. *Phys. Rev. E*, 52(4):4134–4153, Oct. 1995.
- [46] W. Kob and L. Berthier. Probing a liquid to glass transition in equilibrium. *Phys. Rev. Lett.*, 110:245702, 2013.
- [47] W. Kob, S. Roldán-Vargas, and L. Berthier. Non-monotonic temperature evolution of dynamic correlations in glass-forming liquids. *Nature Phys.*, 8:164–167, 2011.
- [48] W. Kob, S. Roldán-Vargas, and L. Berthier. Reply to “characterizing dynamic length scales in glass-forming liquids”. *Nature Phys.*, 8:697, 2012.
- [49] H. König, R. Hund, K. Zahn, and G. Maret. Experimental realisation of a model glass former in 2d. *Eur. Phys. J. E.*, 18:287–293, 2005.
- [50] N. Lačević, F. W. Starr, T. B. Schroder, and S. C. Glotzer. Spatially heterogeneous dynamics investigated via a time-dependent four-point density correlation function. *The Journal of Chemical Physics*, 119(14):7372, 2003.
- [51] M. Leocmach and H. Tanaka. Roles of icosahedral and crystal-like order in the hard spheres glass transition. *Nat. Comm.*, 3:974, 2012.

- [52] V. Lubchenko and P. Wolynes. Theory of structural glasses and super-cooled liquids. *Ann. Rev. Phys. Chem.*, 58:235266, 2007.
- [53] A. Malins, J. Eggers, and C. P. Royall. Investigating isomorphs with the topological cluster classification. *ArXiv*, page 1307.5516., 2013.
- [54] A. Malins, J. Eggers, C. P. Royall, S. R. Williams, and H. Tanaka. Identification of long-lived clusters and their link to slow dynamics in a model glass former. *J. Chem. Phys.*, 138:12A535, 2013.
- [55] A. Malins, J. Eggers, H. Tanaka, and C. P. Royall. Lifetimes and length-scales of structural motifs in a model glassformer. *Accepted by Faraday Discussions*, page ArXiv:1306.2983, 2013.
- [56] A. Malins, S. R. Williams, J. Eggers, and C. P. Royall. Identification of structure in condensed matter with the topological cluster classification. *ArXiv*, page 1307.5517., 2013.
- [57] N. A. Mauro, J. M. L., J. C. Bendert, and K. K. F. Structural evolution in ni-nb and ni-nb-ta liquids and glasses. *J. Non-Cryst. Solids*, 362:237–245, 2012.
- [58] N. A. Mauro, A. J. Vogt, M. I. Johnson, J. C. Bendert, and K. F. Kelton. Anomalous structural evolution in cu50zr50 glass-forming liquids. *Appl. Phys. Lett.*, 103:021904, 2013.
- [59] T. Middleton, J. Hernandez-Rojas, P. N. Mortenson, and D. J. Wales. Crystals of binary lennard-jones solids. *Phys Rev B*, 64:184201, 2001.
- [60] H. Mizuno and R. Yamamoto. Dynamical heterogeneity in a highly super-cooled liquid: Consistent calculations of correlation length, intensity, and lifetime. *Phys. Rev. E*, 84:011506, 2011.
- [61] A. Montanari and G. Semerjian. Rigorous inequalities between length and time scales in glassy systems. *J. Stat. Phys.*, 125:23–54, 2006.
- [62] M. Mosayebi, E. Del Gado, P. Ilg, and H. C. Öttinger. Probing a critical length scale at the glass transition. *Phys. Rev. Lett.*, 104:205704, 2010.
- [63] M. Mosayebi, E. Del Gado, P. Ilg, and H. C. Öttinger. Deformation of inherent structures to detect long-range correlations in supercooled liquids. *J. Chem. Phys.*, 137:024504, 2012.
- [64] D. R. Nelson. Liquids and glasses in spaces of incommensurate curvature. *Phys Rev. Lett.*, 50:982–985, 1983.
- [65] D. R. Nelson. *Defects and Geometry in Condensed Matter Physics*. Cambridge University Press, 2002.
- [66] A. C. Pan, J. P. Garrahan, and D. Chandler. Heterogeneity and growing length scales in the dynamics of kinetically constrained lattice gases in two dimensions. *Phys. Rev. E*, 72:041106, 2004.

- [67] D. Perera and P. Harrowell. Stability and structure of a supercooled liquid mixture in two dimensions. *Physical Review E*, 59:5721–5743, 1999.
- [68] D. N. Perera and P. Harrowell. Relaxation dynamics and their spatial distribution in a two-dimensional glass-forming mixture. *The Journal of Chemical Physics*, 111:5441, 1999.
- [69] R. Richert and C. A. Angell. Dynamics of glass-forming liquids. v. on the link between molecular dynamics and configurational entropy. *J. Chem. Phys.*, 108:9016–9026, 1998.
- [70] C. Royall, S. Williams, T. Ohtsuka, and H. Tanaka. Direct observation of a local structural mechanism for dynamic arrest. *Nature Materials*, 7:556, 2008.
- [71] C. P. Royall, S. R. Williams, and H. Tanaka. The nature of re-entrant ergodic-non-ergodic transitions in sticky spheres. *submitted*.
- [72] F. Sausset and G. Tarjus. Growing static and dynamic length scales in a glass-forming liquid. *Phys. Rev. Lett.*, 104(6):065701, 2010.
- [73] F. Sausset, G. Tarjus, and D. Nelson. Structure and dynamics of topological defects in a glassy liquid on a negatively curved manifold. *Phys. Rev. E*, 81:031504, 2010.
- [74] F. Sausset, G. Tarjus, and P. Viot. Tuning the fragility of a glass-forming liquid by curving space. *Phy. Rev. Lett.*, 10:155701, 2008.
- [75] H. Shintani and H. Tanaka. Frustration on the way to crystallization in glass. *Nature Physics*, 2:200–206, 2006.
- [76] T. Speck, A. Malins, and R. C. P. First-order phase transition in a model glass former: Coupling of local structure and dynamics. *Phys. Rev. Lett.*, 109:195703, 2012.
- [77] P. J. Steinhardt, D. R. Nelson, and M. Ronchetti. Bond-orientational order in liquids and glasses. *Phys. Rev. B*, 28(2):784–805, 1983.
- [78] J. P. Straley. Crystallisation in curved three-dimensional space. *Phys. Rev. B.*, 30:6592–6595, 1984.
- [79] J. Taffs, A. Malins, S. R. Williams, and C. P. Royall. The effect of attractions on the local structure of liquids and colloidal fluids. *J. Chem. Phys.*, 133:244901, 2010.
- [80] J. Taffs, S. R. Williams, H. Tanaka, and C. P. Royall. Structure and kinetics in the freezing of nearly hard spheres. *Soft Matter*, 9:297–305, 2013.
- [81] H. Tanaka. Bond orientational order in liquids: Towards a unified description of water-like anomalies, liquid-liquid transition, glass transition, and crystallization. *Eur. Phys. J. E*, 35:113, 2012.

- [82] H. Tanaka, T. Kawasaki, H. Shintani, and K. Watanabe. Critical-like behaviour of glass-forming liquids. *Nature Materials*, 9:324–331, 2010.
- [83] M. Tanemura, Y. Hiwatari, H. Matsuda, T. Ogawa, N. Ogita, and A. Ueda. Geometrical Analysis of Crystallization of the Soft-Core Model. *Progress of Theoretical Physics*, 58(4):1079–1095, Oct. 1977.
- [84] G. Tarjus, S. A. Kivelson, Z. Nussinov, and P. Viot. The frustration-based approach of supercooled liquids and the glass transition: a review and critical assessment. *J. Phys.: Condens. Matter*, 17:R1143–R1182, 2005.
- [85] T. Tomida and T. Egami. Molecular-dynamics study of orientational order in liquids and glasses and its relation to the glass-transition. *Phys. Rev. B*, 52(5):3290–3308, Aug. 1995.
- [86] A. van Blaaderen and P. Wiltzius. Real-space structure of colloidal hard-sphere glasses. *Science*, 270(5239):1177–1179, Nov. 1995.
- [87] G. Wahnström. Molecular-dynamics study of a supercooled two-component Lennard-Jones system. *Phys. Rev. A*, 44:3752–3764, 1991.
- [88] J. D. Weeks, D. Chandler, and H. C. Andersen. Role of repulsive forces in determining the equilibrium structure of simple liquids. *J. Chem. Phys.*, 54:5237–5247, 1971.
- [89] S. Whitelam, L. Berthier, and J.-P. Garrahan. Dynamic criticality in glass-forming liquids. *Phys. Rev. Lett.*, 92:185705, 2004.
- [90] M. Wilson and P. S. Salmon. Network topology and the fragility of tetrahedral glass-forming liquids. *Phys. Rev. Lett.*, 103:157801, 2009.
- [91] W.-S. Xu, Z.-Y. Sun, and L.-J. An. Effect of attractions on correlation length scales in a glass-forming liquid. *Phys. Rev. E*, 86:041506, 2012.
- [92] E. Zaccarelli and Poon. Colloidal glasses and gels: The interplay of bonding and caging. *Proc. Nat. Acad. Sci.*, 10.1073, 2009.